



A Patient's Guide To

FULL ARCH

Dental Implant Treatment

DR. RYAN WALLRICH

Table of CONTENTS

1

What is All-on-4® or All-On-X treatment?

3

How many implant do I need?

4

What types of materials are used?

6

How does it look & feel?

8

How much does All-On-X cost?

10

How to choose an implant dentist

12

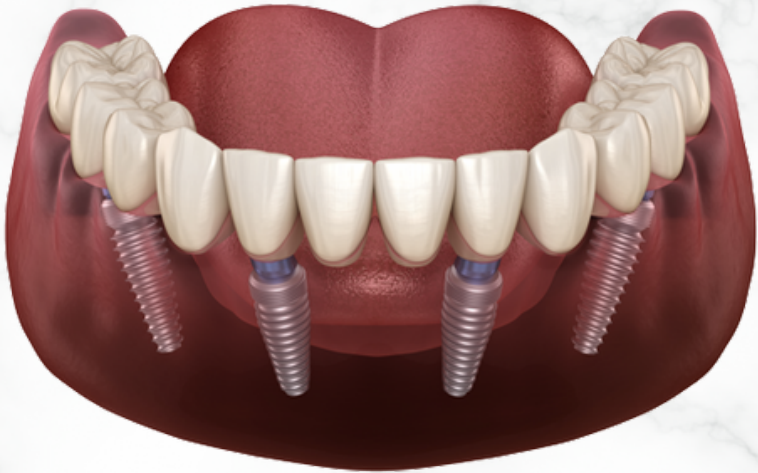
Smile Gallery

©2022 by Ryan Wallrich DMD

www.harbor.dental | 1310 Rosecrans St., Suite B, San Diego, CA 92106

What is
All-on-4[®]
or
All-on-X
treatment?





Ex. All-on-4 Implants

- **All-on-4** was developed in 1998 by a Portuguese dentist, Dr. Paulo Maló, and later trademarked by Nobel Biocare.¹
- All-on-4 is a technique that uses **four dental implants to anchor a set of permanent fixed teeth** (above).
- The ability of fixed, non-removable teeth to replicate **natural chewing function and esthetics** made it a rapid success.
- This concept can be used with most dental implant system and is an **alternative to removable dentures**.


How Many Implants Do I Need?



Ex. All-on-6 Implants

- As this modality of treatment became popularized, the term "**All-on-X**" became more commonplace as doctors realized that **in some cases more than 4 implants are required**.
- Various factors in case planning dictate the number of implants that are indicated - hence **All-on-X**.
- Oftentimes, the upper jaw bone (maxilla) is less dense and more implants may be needed for anchorage and stability for immediate insertion of the teeth.

What
materials
are used?

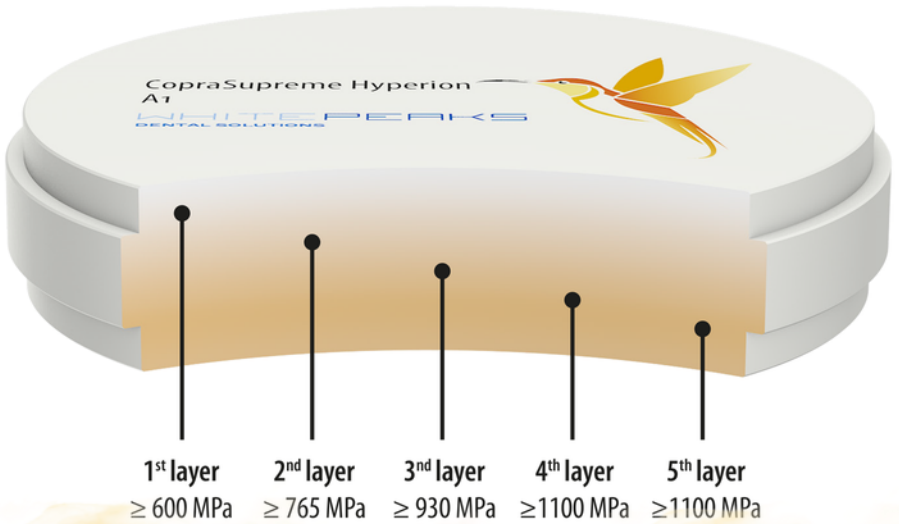


- Traditional full-arch fixed prostheses were made using **acrylic** and titanium bar substructures.
- These prostheses were not ideal as they were **brittle** and would frequently develop **odor** (more plaque retentive).
- With the advent of **high-strength zirconia** (>1100 mPa), this has become popular as a full-arch material.
- Our office uses highly esthetic zirconia from **White Peaks - Made in Germany**.



How does
it look an
feel?





- Zirconia is a highly **biocompatible** material with unmatched **strength** compared to other ceramics.
- The aesthetics of zirconia have been enhanced as newer **more translucent** substrates come to market.
- Our office has integrated a **custom colorization protocol** that utilizes the MiYO Esthetic System.
- Our digital workflow generates teeth that look and feel natural. **We strive to emulate nature in form and function.**



[Click image above to see our mill in action!](#)

How much do implants cost?



*Actual Patient



*Actual Patient

- Every implant case is unique. **Varying complexities can influence costs.**
- **Single-tooth replacement** can range from \$2000 - 4800 per tooth not including bone grafting or tooth removal.⁴
- **All-on-X** full-arch implant case fees can range from \$14000 - \$30000 per arch.⁴
- There are many smile design factors that go into planning a case and understanding each and every patient's specific **smile goals.**

DOES INSURANCE COVER IMPLANTS?

- Many plans cover implant-related procedures, but specific coverage varies from policy to policy.
- Most dental insurance plans have a **maximum benefit** annually.
- Our office provides **third-party financing** to simplify case fees into manageable monthly payments, as low as \$250/mo.

How to Choose an Implant Dentist

TIP 1



- Make sure the doctor displays casework online with **high-quality photography**. This ensures that the doctor performs this procedure regularly and allows patients to see the doctor's design aesthetic and style.

TIP 2

SPEAR®




- Verify that the doctor is a member of **dental implant organizations** - these can be memberships in the American Academy of Implant Dentistry, Kois Institute, or Spear Education.

TIP 3



- Check that the doctor uses **high-quality materials and modern workflows**. Our office uses Instarisca facial scanning technology to develop idealized and predictable results.

SMILE GALLERY



*Actual Patients

CONTACT US



Click to learn more about our office's customized **digital smile design** process.



Ryan Wallrich DMD

REFERENCES

1. Garber, Goldstein, & Feinman. (1988). Porcelain Laminate Veneers (First Edition). Quintessence Books.
2. IPS e.max CAD. (2022). Ivoclar Vivadent.
https://www.ivoclar.com/en_us/products/digital_processes/ips-e.max-cad
3. Survival Rates for Porcelain Laminate Veneers: A Systematic Review YH;
<https://pubmed.ncbi.nlm.nih.gov/33003243/>
4. FAIR Health Consumer. (2022). <https://www.fairhealthconsumer.org/dental>

A special thank you to Dr. Michael Le DMD for providing some photography.

©2022 by Ryan Wallrich DMD

www.harbor.dental | 1310 Rosecrans St., Suite B, San Diego, CA 92106

All rights reserved. No part of this book may be reproduced or modified in any form, including photocopying, recording, or by any information storage and retrieval system, without permission in writing from the publisher.